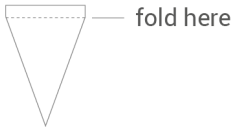


Fundraising in aid of
St Martins
more than a home
for the homeless

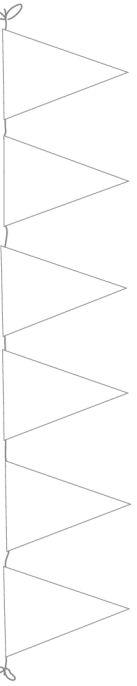


fold here

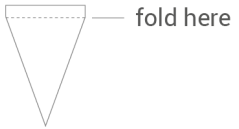

Instructions:

1. Cut out and fold along the dotted lines.
2. Fold the white flap overover string.
3. Glue, staple or sellotape to secure.

Tip: You will need 6 flags (two printed sheets) for each 1m length

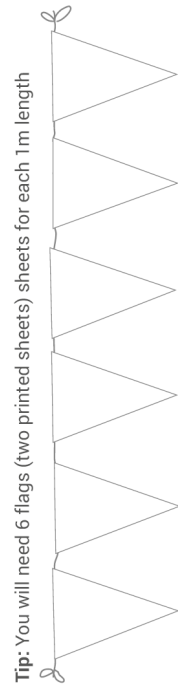


Fundraising in aid of
St Martins
more than a home
for the homeless



fold here

- Instructions:**
1. Cut out and fold along the dotted lines.
 2. Fold the white flap overover string.
 3. Glue, staple or sellotape to secure.



Tip: You will need 6 flags (two printed sheets) sheets for each 1m length